



MURDER
MYSTERY
NIGHT

YOUR STEP BY STEP GUIDE
TO HOSTING A KILLER NIGHT





STEP ONE

Choose Your Game


First pick your game as this will set the tone and theme for your night.


Mysteries are designed for a specific number of people so that each guest will play an integral part in the mystery.

We suggest paying for an online game which is downloadable - these have been tested for video chat and are easy to host. Here are some of the popular versions available:

[My Murder Mystery](#)
[Murder Mystery Games](#)
[Red Herring Games](#)
[Maple Mystery Games](#)

Our Tips

 Some mystery game providers offer pay what you can afford options, with games starting at £5.

 Not all mysteries are family friendly so check any age restrictions on your game before purchase.



STEP TWO

Start Your Online Page






You've got the theme for your night, so now set up an online fundraising page.

Your online fundraising page is where your friends and family can make a voluntary donation to take part. We suggest asking for donations of £5 to £10 per person.

Online fundraising pages are great as there's no need for cash collections and SRUK will automatically receive your guests' donations!

Online pages are super easy to create - go to [Justgiving](#) or [Virginmoneygiving](#) and follow their steps to help kick start your fundraising.

You'll want to share the link to your fundraising page with your guests so always check it's working first!





STEP THREE

Choose Your Video Platform

To host your murder mystery you will need an online video platform.

Decide which online platform you will use - there's lots out there, so consider the pros and cons of each for your night.

Here are a few for you to consider:

Google Hangouts
(Max 25 people)

Houseparty
(Max 8 people)

Zoom
(Max 100 people)

Zoom video calls will end after 40 minutes using their free app. So host one half of the mystery and take a 10 minute break for bathrooms and beverages, then restart the meeting.



STEP FOUR








Invite Your Guests

You can't host a killer night without some guests - pick a day and time for your night, tell your guests and let them know all about your murder mystery.

Bought murder mystery games will include character bios - as the host you get to decide which characters your guests will play. Have fun assigning character roles and picking the cast appropriately.

Create a group chat on WhatsApp for your guests - this helps to bring your guests together in one place and is an easy way to update everyone on logistics for the night.

Invite Checklist

- 
- 
-  Tell your guests when it's happening - use WhatsApp and social media to post details.
 -  Assign character bios and email your guests - making sure guests read their bios before the big night!
- 
- 
- 



STEP FIVE






Get Into Character

Time to get into character - this is not essential, but your night will definitely be more fun if guests dress in their character costumes.

Consider the theme of your night and challenge guests to dress up in style - the more outrageous, the better! Ask your guests to think about their character and the story - they can be as inventive as they like.

To add atmosphere you could ask guests to decorate the space where their webcam will focus - ask them to use character props to support their role or a themed backdrop to help set the scene.

Some online video platforms such as Zoom will allow guests to use a virtual image on screen - if you're hosting on Zoom consider providing your guests with theme appropriate images which will add drama to your night!





STEP SIX

Get Ready To Host

A virtual get together is no different to a REAL party - the more you put into your night, the more you will get out of it.

In the run up to the night, consider these handy tips to help with your preparation.

Avoid Technical Mishaps

Give your guests all they need to use the online video platform successfully. Provide meeting log-in details by email or WhatsApp and remind guests to check their mics and speakers are working correctly.

Meal or No Meal?

To make your night even more fun plan a virtual meal during the night. You could plan a special menu and ask guests to follow the same one to make it feel like a real party - we suggest you break half way through the game so guests can eat.



STEP SEVEN

The Big Night

It's here! - time to host your murder mystery, to have fun and raise vital funds for SRUK!

As host, we recommend logging into your online video platform five minutes before your guests. You'll want to welcome guests as they join and make sure they're set for a fun night!

Remind guests you are fundraising for SRUK and share a link to your online fundraising page.

You're the host so it's up to you to kick start the story and give guests a chance to introduce themselves. Encourage guests to stay in character, wherever possible!

As this is a virtual mystery, guests should use WhatsApp for private side conversations that would usually take place in person.

Before revealing the murderer, ask everyone to write down their guesses and hold them up at the same time. No cheating!



STEP EIGHT

The Big Reveal!

It's time to unveil the real murderer!
Ask the culprit to reveal it was them all along
and reveal any evidence that's been missed.

Now, thank your guests for taking part. Raise a glass (or two!) to toast the success of the winner and to celebrate the fantastic fundraising night you've just hosted.

Remember to take photos of your guests during the night so these can be shared on social media.

Include the total funds raised in any of your social posts and add a link to your online fundraising page to pick up extra donations - ask your guests to do the same and help raise extra SRUK funds.





THANK YOU SO VERY MUCH

Hosting SRUK's Murder Mystery means so much to us.

We're the only UK charity dedicated to improving the lives of people with scleroderma and Raynaud's.

With your help, we can continue with our vital services and ultimately, find a cure.

Ready to be a host?

We'd love to hear from you and know your plans for hosting a SRUK Murder Mystery.

You can sign up to be a host [here](#) or get in touch with our friendly fundraising team who will give you everything you need to get started.

fundraising@sruk.co.uk or 020 3893 5993